



MOTOTRBO™

MOBILE ACCESSORIES

BUYER'S GUIDE





Motorola Solutions mobile radios are perfectly designed for both in-vehicle use or fixed installations at a desk.

In-vehicle radios need to provide drivers and passengers all the functionality of a two-way radio system without causing a distraction to the driver.

A fixed installation at a desk is used by those who need to be part of the conversation but aren't in the field, such as dispatchers.

Every user is different, so Motorola Solutions has multiple vehicle and desk mounting options, as well as a range of audio accessories that can be used to customise the radios for your individual needs.

This guide will help you to better understand the accessory features for the mobile family which will help you to make an informed decision when purchasing equipment.

VEHICLE AND DESK ACCESSORIES

HANDSETS

Motorola Solutions offers a wide range of handset accessories to match how you work. These break down into 6 options:



COMPACT

These are the standard fist mic with a PTT button.



HEAVY DUTY

Bigger than the standard handset and designed to be easy-to-use when wearing gloves.



TELEPHONE STYLE

A larger style handset designed to be held like a telephone. Includes a built-in speaker microphone allowing more discreet communications.



WITH KEYPAD

Comes with touch-tone buttons on the handset, allowing the user to navigate radio menus, enter text messages and make telephone calls using the alphanumeric keypad.



WIRELESS

Bluetooth® enabled handsets can be carried by the user up to 100 metres from the radio while still staying in contact.



HANDHELD CONTROL HEAD

This portable radio style handset provides a colour screen, keypad, PTT, volume adjust and channel select, giving the user full control and allowing the radio body to be mounted anywhere.



IMPRES™ TECHNOLOGY

IMPRES audio technology optimises the performance of your radio by suppressing background noise and improving voice intelligibility, even in noisy situations.

IMPRES technology automatically compensates for changes in voice level, whether you are speaking softly or loudly, turning your head, or moving the microphone further away from your mouth. By using an IMPRES microphone, the quality and consistency of audio communications between team members are improved.



VEHICLE ACCESSORIES

VISOR MICROPHONE

A visor microphone fits to the sun visor or other trim in your vehicle, removing the need to hold a handset microphone as you talk. The visor microphone is omnidirectional meaning it will pick up your speech no matter where it is positioned in relation to your head.

PUSH-TO-TALK (PTT) BUTTONS

PTT buttons are how you trigger your radio to transmit, but sometimes the PTT provided with the radio isn't in a convenient location. Motorola Solutions offers two options; a goose-neck PTT or a PTT with a velcro strap to mount wherever is most convenient when in the vehicle.

EMERGENCY FOOTSWITCH

Some users of two-way radio may frequently find themselves in harm's way. To help users call for assistance in the quickest and most discreet way possible, the mobile family of radios can be fitted with an emergency footswitch located in the footwell of the vehicle.

On activating the emergency footswitch, operators are able to listen in to the vehicle and assess the situation without alerting anyone in or around the vehicle.

EXTERNAL SPEAKERS

For those using their radio in high ambient noise environments or who need to leave their vehicle frequently, it can be difficult to hear messages from the radio. Speakers can be fitted inside or outside the vehicle cabin, allowing you to hear radio communications clearly even when you're outside the vehicle.

MOUNTING

Your team drives a diverse range of vehicles and that is why Motorola Solutions offer a huge range of mounting brackets for mobile radios. There are in-dash mounting kits for fixing the radio into the body of the dashboard, trays for mounting the radio on top of the dashboard, and brackets for mounting anywhere else in the cab. If you are mounting the radio out of arms reach, you might consider installing a remote head or handheld control head to enable radio control while driving.

IGNITION KITS

Radios must be connected to the vehicles electrical system which means radios left on at the end of a shift can drain the battery, or messages can be missed when users forget to turn their radio on at the start of their day. Ignition kits remove both of these issues by turning the radio on and off automatically when the key is turned in the ignition.

ANTENNAS

Antennas come in multiple lengths, frequency bands, and with or without GPS/GLONASS connectivity for location tracking of vehicles.

The length of an antenna is quoted in relation to the frequency it operates on. For instance, a 1/4 wave 400MHz antenna would be about 19cm long, and a 1/4 wave antenna at 140Mhz would be 53cm long.

Gain is a measure of how efficiently an antenna transmits or receives radio waves and can impact the distance over which the radio will operate.

Radio-only antennas enable voice and data communications with your mobile radio, keeping your team connected. GPS/GLONASS antennas connect to global positioning systems to locate radios with this functionality. Alternatively, some antennas can perform communications and positioning at the same time, reducing the amount of equipment required and installation complexity.

DESK MOUNT ACCESSORIES

DESKTOP MICROPHONE

The Desktop Microphone provides a more practical solution for users with a fixed mobile radio at their desk. It sits on the desktop rather than requiring a fixing bracket and can be moved to the most convenient position at the user's workstation, or positioned out of the way when not required.

POWER SUPPLIES

Desktop power supplies for mobile radios are highly efficient level V units which can accept a wide range of voltages while still delivering a high power output (up to 15A) wherever you are in the world.



DESKTOP MICROPHONE



POWER SUPPLY CABLE



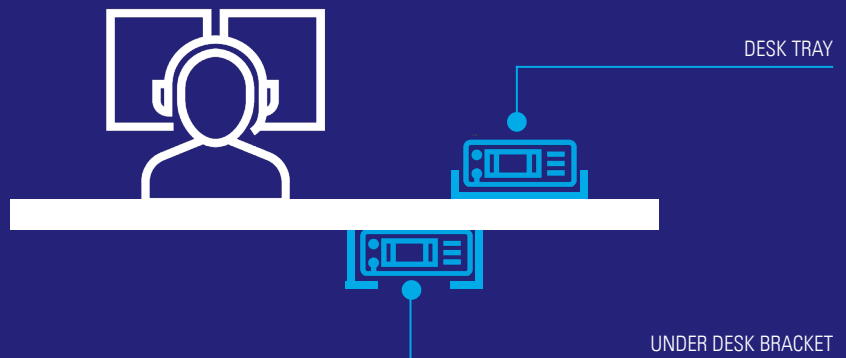
DESKTOP TRAY (WITHOUT SPEAKER)



KEY LOCK TRUNNION KIT

MOUNTING

Desk mounting of the mobile radios can be achieved either with a desktop tray that allows the radio to sit on the desk of the user, or a bracket that can mount the radio under the desk. The desktop trays have options for built-in power supplies and speakers. All of these options provide desk workers with the flexibility they need to perform at their best.



MOBILE ACCESSORIES

MOUNTING TYPES

THROUGH-HOLE

The antenna is fitted into a hole drilled through the mounting surface. The wire of the antenna comes out the bottom of the antenna once the antenna is mounted into the hole.

GLASS






The antenna comes with a sticky pad on the base that can adhere to the vehicle's windscreen.

MAGNETIC











The base of the antenna is magnetic and can attach to the bodywork of the vehicle.




GPS ANTENNA











MODEL NUMBER	DESCRIPTION	COMPATIBILITY		
		DM1000	DM2000	DM4000e
PMAN4000	 <ul style="list-style-type: none"> Discreet stand-alone GPS/GLONASS antenna has a semi-permanent mount easily assembled with minimal tools to vehicle roof or boot Mount: Through-hole Dimensions: 64 (D) x 13 (H)mm CE: No 	-	-	✓
PMAN4008	 <ul style="list-style-type: none"> Discreet stand-alone GPS/GLONASS antenna has a semi-permanent mount easily assembled with minimal tools to vehicle roof or boot Mount: Through-hole Dimensions: 64 (D) x 13 (H)mm CE: Yes 	-	-	✓
PMAN4009	 <ul style="list-style-type: none"> Glass mounted GPS antenna for Mobile radio users who have existing mobile antennas and want to add GPS capability Mount: Glass RTTE: No 	-	-	✓
PMAN4001	 <ul style="list-style-type: none"> Glass mounted GPS antenna for Mobile radio users who have existing mobile antennas and want to add GPS capability Mount: Glass RTTE: Yes 	-	-	✓
PMAN4010	 <ul style="list-style-type: none"> GPS/GLONASS antenna can be mounted either magnetically, via screw or tape to vehicle roof or boot Mount: Magnetic Dimensions: 51x44x14 (LxWxH)mm 	-	-	✓

RADIO ANTENNA

MODEL NUMBER	DESCRIPTION	COMPATIBILITY		
		DM1000	DM2000	DM4000e
RAD4198	<ul style="list-style-type: none"> • Frequency Range: 136-144MHz • Type: ¼ wave • Gain: 3dB  <ul style="list-style-type: none"> • Connector: BNC • Mount: Through-hole 	✓	✓	✓
RAD4199	<ul style="list-style-type: none"> • Frequency Range: 146-150.8MHz • Type: ¼ wave • Gain: 2dB  <ul style="list-style-type: none"> • Connector: BNC • Mount: Through-hole 	✓	✓	✓
RAD4200	<ul style="list-style-type: none"> • Frequency Range: 150.8-162MHz • Type: ¼ wave • Gain: 2dB  <ul style="list-style-type: none"> • Connector: BNC • Mount: Through-hole 	✓	✓	✓
RAD4201	<ul style="list-style-type: none"> • Frequency Range: 162-174MHz • Type: ¼ wave • Gain: 2dB  <ul style="list-style-type: none"> • Connector: BNC • Mount: Through-hole 	✓	✓	✓
PMAD4107	<ul style="list-style-type: none"> • Frequency Range: 350-400MHz • Type: ¼ wave  <ul style="list-style-type: none"> • Connector: BNC • Mount: Through-hole 	✓	✓	✓
RAE4151	<ul style="list-style-type: none"> • Frequency Range: 403-430MHz • Type: ¼ wave • Gain: 3.5dB  <ul style="list-style-type: none"> • Connector: BNC • Mount: Through-hole 	✓	✓	✓
RAE4158	<ul style="list-style-type: none"> • Frequency Range: 406-420MHz • Gain: 3.5dB  <ul style="list-style-type: none"> • Connector: BNC • Mount: Through-hole 	✓	✓	✓
RAE4152	<ul style="list-style-type: none"> • Frequency Range: 450-470MHz • Type: ¼ wave • Gain: 3.5dB  <ul style="list-style-type: none"> • Connector: BNC • Mount: Through-hole 	✓	✓	✓
RAE4154	<ul style="list-style-type: none"> • Frequency Range: 450-470MHz • Type: ¼ wave • Gain: 5dB  <ul style="list-style-type: none"> • Connector: BNC • Mount: Through-hole 	✓	✓	✓
HAE6021	<ul style="list-style-type: none"> • Frequency Range: 403-527MHz • Type: ¼ wave • Gain: 2dB  <ul style="list-style-type: none"> • Connector: BNC • Mount: Through-hole 	✓	✓	✓



RADIO AND GPS ANTENNA

MODEL NUMBER	DESCRIPTION	COMPATIBILITY		
		DM1000	DM2000	DM4000e
RAD4219	 <ul style="list-style-type: none"> • Frequency Range: 136-144MHz • Type: ¼ Wave • Connector: BNC • Mount: Through-hole 	-	-	✓
RAD4220	 <ul style="list-style-type: none"> • Frequency Range: 146-150.8MHz • Type: ¼ Wave • Connector: BNC • Mount: Through-hole 	-	-	✓
RAD4222	 <ul style="list-style-type: none"> • Frequency Range: 162-174MHz • Type: ¼ Wave • Connector: BNC • Mount: Through-hole 	-	-	✓
PMAE4035	 <ul style="list-style-type: none"> • Frequency Range: 403-430MHz • Type: ¼ Wave • Connector: BNC • Mount: Through-hole 	-	-	✓
HAE6017	 <ul style="list-style-type: none"> • Frequency Range: 403-527MHz • Type: ½ Wave • Gain: 2dB • Connector: BNC • Mount: Through-hole 	-	-	✓
PMAE4036	 <ul style="list-style-type: none"> • Frequency Range: 406-420MHz • Type: ¼ Wave • Gain: 3.5dB • Connector: BNC • Mount: Through-hole 	-	-	✓
PMAE4037	 <ul style="list-style-type: none"> • Frequency Range: 450-470MHz • Type: ¼ Wave • Connector: BNC • Mount: Through-hole 	-	-	✓
PMAE4038	 <ul style="list-style-type: none"> • Frequency Range: 450-470MHz • Type: 5/8 wave • Gain: 5dB • Connector: BNC • Mount: Through-hole 	-	-	✓
HAE6025	 <ul style="list-style-type: none"> • Frequency Range: 470-494MHz • Type: 5/8 wave • Gain: 3dB • Connector: BNC • Mount: Through-hole 	-	-	✓
HAE6023	 <ul style="list-style-type: none"> • Frequency Range: 494-512MHz • Type: 5/8 wave • Gain: 3dB • Connector: BNC • Mount: Through-hole 	-	-	✓









MOUNTING

MODEL NUMBER	DESCRIPTION	COMPATIBILITY			
		DM1000	DM2000	DM4000e	
GLN7326	 <ul style="list-style-type: none"> • Desktop Tray (with Speaker) • Provides a secure mount for mobile radios placed on the desk 	<ul style="list-style-type: none"> • Provides increased volume when receiving in high noise environments. • For use with HPN4007 power supply unit 	✓	✓	-
GLN7318	 <ul style="list-style-type: none"> • Desktop Tray (without Speaker) • Provides a secure mount for mobile radios placed on the desk 	<ul style="list-style-type: none"> • For use with HPN4007 power supply unit 	✓	✓	✓
HPN4007	 <ul style="list-style-type: none"> • Desktop Power Supply 1-60W • AC input voltage range: 90 to 275 VAC 	<ul style="list-style-type: none"> • Output Current: 15A Max • Operating Temperature Range : 0 to 50°C • Efficiency Rating: Level V 	✓	✓	✓
PMPN4076	 <ul style="list-style-type: none"> • Wedge Power Supply 1-10W • 115-230 VAC input voltage range • 6 Amp continuous usage 	<ul style="list-style-type: none"> • Small compact design • True desktop styling 	-	✓	✓
PMMN4098	 <ul style="list-style-type: none"> • Desktop Microphone • Makes transmission easier for basestation users • Large Push-to-Talk Button 	<ul style="list-style-type: none"> • Microphone sensitivity can be adjusted by the user, ensuring messages are heard no matter who is talking 	✓	✓	-
RMN5050	 <ul style="list-style-type: none"> • Desktop Microphone • Makes transmission easier for basestation users 	<ul style="list-style-type: none"> • Large Push-to-Talk Button 	-	-	✓
FTN6083	 <ul style="list-style-type: none"> • In-dash Mounting Kit 	<ul style="list-style-type: none"> • For users who prefer to mount the radio directly into the dashboard for a better appearance, or to keep it from being an obstruction in the vehicle 	✓	✓	-
RLN6465	 <ul style="list-style-type: none"> • In-dash Mounting Kit 	<ul style="list-style-type: none"> • For users who prefer to mount the radio directly into the dashboard for a better appearance, or to keep it from being an obstruction in the vehicle 	-	-	✓
RLN6466	 <ul style="list-style-type: none"> • Low Profile Trunnion Kit 	<ul style="list-style-type: none"> • Mounting bracket that keeps a radio placed under the dashboard and can also be positioned for floor mount 	✓	✓	✓
RLN6467	 <ul style="list-style-type: none"> • High-profile Trunnion Kit 	<ul style="list-style-type: none"> • Mounting bracket for under the dashboard with extra clearance so the radio can be tilted for a better view. It can also be used for floor mounting 	✓	✓	✓
RLN6468	 <ul style="list-style-type: none"> • Key Lock Trunnion Kit 	<ul style="list-style-type: none"> • Mounting bracket with key lock provides extra protection from theft 	✓	✓	✓
PMLN6404	 <ul style="list-style-type: none"> • MOTOTRBO Remote Mount Adaptor Kit • Connection cables PMKN4143 and PMKN4144 available separately 	<ul style="list-style-type: none"> • Allows the radio head to mounted separately from the radio body for improved security and greater installation flexibility 	-	-	✓
HLN9073	 <ul style="list-style-type: none"> • Allows the microphone to be hung in a convenient location 		✓	✓	✓









HANDSETS








MODEL NUMBER	DESCRIPTION	COMPATIBILITY			
		DM1000	DM2000	DM4000e	
PMLN6481	 <ul style="list-style-type: none"> • Telephone Style Handset • Allows transmit and receive on the same handset 	<ul style="list-style-type: none"> • Built in PTT • Volume control through radio • Includes handset, hang-up cup and mounting bracket 	✓	✓	-
PMMN4089	 <ul style="list-style-type: none"> • Enhanced Keypad microphone features a backlit DTMF keypad 	<ul style="list-style-type: none"> • Generates the standard tones needed by users to access telephone communication systems and write text messages 	✓	✓	-
PMMN4090	 <ul style="list-style-type: none"> • Compact Microphone (with Clip) 	<ul style="list-style-type: none"> • Standard Compact Palm Microphone 	✓	✓	-
PMMN4091	 <ul style="list-style-type: none"> • Heavy Duty Palm Microphone 	<ul style="list-style-type: none"> • Durable and larger, designed to use for the end users wearing gloves 	✓	✓	-
HMN4098	 <ul style="list-style-type: none"> • IMPRES Telephone Style Handset 	<ul style="list-style-type: none"> • Provides a flexible, discreet option when using for private conversations • Includes handset, hang-up cup and mounting bracket 	-	-	✓
MDRLN6551	 <ul style="list-style-type: none"> • Long Range Wireless Mobile Radio Solution • Up to 100 metres range from the vehicle • Battery Life (Typical, 5/5/90): 28Hrs 	<ul style="list-style-type: none"> • RSM comes with emergency button, volume control, 3.5mm audio jack, and a task light • Includes Bluetooth gateway with wired microphone, Wireless RSM and charger 	-	-	✓




HANDSETS

MODEL NUMBER	DESCRIPTION	COMPATIBILITY			
		DM1000	DM2000	DM4000e	
GMLN5453	 <ul style="list-style-type: none"> • Long Range Wireless Mobile Radio Solution with Desk Charger Kit • Up to 100 metres range from the radio 	<ul style="list-style-type: none"> • Battery Life (Typical, 5/5/90): 28Hrs • Desktop charger included with EU plug • Belt clip included 	-	-	✓
GMLN5454	 <ul style="list-style-type: none"> • Long Range Wireless Mobile Radio Solution with Desk Charger Kit • Up to 100 metres range from the radio 	<ul style="list-style-type: none"> • Battery Life (Typical, 5/5/90): 28Hrs • Desktop charger included with UK plug • Belt clip included 	-	-	✓
RMN5052	 <ul style="list-style-type: none"> • Standard Compact Microphone 	<ul style="list-style-type: none"> • Provides basic Push-to-Talk and microphone functionality 	-	-	✓
RMN5053	 <ul style="list-style-type: none"> • IMPRES Heavy Duty Microphone • For users who want more durability 	<ul style="list-style-type: none"> • Ideal for those who need larger microphone that is easier to handle when wearing gloves 	-	-	✓
RMN5127	 <ul style="list-style-type: none"> • IMPRES Keypad Microphone for users wanting higher audio quality • Four navigation buttons for full-colour display navigation • Three programmable shortcut buttons to enable easy access to regularly used features. 	<ul style="list-style-type: none"> • 12-digit DTMF keypad generates the standard tones needed by users to access telephone communication systems and write text messages 	-	-	✓
PMLN7131	 <ul style="list-style-type: none"> • Handheld control head for mobile radios • Allows the radio body to be mounted anywhere in the vehicle while providing control of all functions on the handset • Kit includes control head, adaptor, hang-up clip, and 3m cable 	<ul style="list-style-type: none"> • Extension cables PMKN4173 and PMKN4174 are available. • Colour screen • Volume control • Channel select • Full keypad • PTT 	-	-	✓

MICROPHONES AND ACCESSORIES

MODEL NUMBER	DESCRIPTION	COMPATIBILITY			
		DM1000	DM2000	DM4000e	
GMMN4065	 <ul style="list-style-type: none"> • Visor Microphone 	<ul style="list-style-type: none"> • Small microphone mounts to vehicle's visor for convenient hands-free radio operation 	✓	✓	-
RMN5054	 <ul style="list-style-type: none"> • Visor Microphone • IMPRES technology 	<ul style="list-style-type: none"> • Small microphone mounts to vehicle's visor for convenient hands-free radio operation 	-	-	✓
RLN4857	 <ul style="list-style-type: none"> • Pushbutton Push-to-Talk 	<ul style="list-style-type: none"> • Fitted with a velcro strap to allow attachment anywhere within the vehicle 	✓	✓	-
RLN5926	 <ul style="list-style-type: none"> • Pushbutton Push-to-Talk 	<ul style="list-style-type: none"> • Fitted with a velcro strap to allow attachment anywhere within the vehicle 	-	-	✓
RLN4858	 <ul style="list-style-type: none"> • Gooseneck Push-to-Talk 	<ul style="list-style-type: none"> • Placed on the steering wheel column or other convenient locations, it remotely activates the microphone 	✓	✓	-
RLN4836	 <ul style="list-style-type: none"> • Emergency Footswitch 	<ul style="list-style-type: none"> • Easily and secretly triggers an emergency signal that is sent to dispatchers 	✓	✓	-
RLN5929	 <ul style="list-style-type: none"> • Emergency Footswitch 	<ul style="list-style-type: none"> • Easily and secretly triggers an emergency signal that is sent to dispatchers. 	-	-	✓





EXTERNAL SPEAKERS

MODEL NUMBER	DESCRIPTION	COMPATIBILITY			
		DM1000	DM2000	DM4000e	
RSN4001	 <ul style="list-style-type: none"> External Speaker - 13W 	<ul style="list-style-type: none"> For professionals who require louder radio volume output to compensate for high levels of background noise or need to hear their radio outside the vehicle. 	✓	✓	-
RSN4002	 <ul style="list-style-type: none"> External Speaker - 13W 	<ul style="list-style-type: none"> For professionals who require louder radio volume output to compensate for high levels of background noise or need to hear their radio outside the vehicle. 	-	-	✓
HSN8145	 <ul style="list-style-type: none"> External Speaker - 7.5W 	<ul style="list-style-type: none"> For professionals who require louder radio volume output to compensate for high levels of background noise or need to hear their radio outside the vehicle. 	✓	✓	-
RSN4003	 <ul style="list-style-type: none"> External Speaker - 7.5W 	<ul style="list-style-type: none"> For professionals who require louder radio volume output to compensate for high levels of background noise or need to hear their radio outside the vehicle. 	-	-	✓
RSN4004	 <ul style="list-style-type: none"> External Speaker - 5W 	<ul style="list-style-type: none"> For professionals who require louder radio volume output to compensate for high levels of background noise or need to hear their radio outside the vehicle. 	-	-	✓













CABLES

MODEL NUMBER	DESCRIPTION	COMPATIBILITY		
		DM1000	DM2000	DM4000e
GMKN4084	 <ul style="list-style-type: none"> • Speaker Extension Cable 	✓	✓	-
HKN4137	 <ul style="list-style-type: none"> • Standard mobile power cable • Connects to vehicle battery to the radio • 3m (10ft) long • 14 AWG • Rated to 15A 	✓	✓	✓
HKN4191	 <ul style="list-style-type: none"> • High power mobile power cable • Connects to vehicle battery to the radio • 3m (10ft) long • 12 AWG • Rated to 20A 	✓	✓	✓
HKN4192	 <ul style="list-style-type: none"> • High power mobile power cable • Connects to vehicle battery to the radio • 6m (20ft) long • 10 AWG • Rated to 20A 	✓	✓	✓
HKN9327	 <ul style="list-style-type: none"> • Ignition switch cable • Connects between vehicle ignition and radio to only turn the radio on when the vehicle is on • 3A fuse to protect vehicle and radio • 6m (20ft) long 	✓	✓	-
RKN4136	 <ul style="list-style-type: none"> • Ignition switch cable • Connects between vehicle ignition and radio to only turn the radio on when the vehicle is on • 3A fuse to protect vehicle and radio • 6m (20ft) long 	-	-	✓
3060665A04	 <ul style="list-style-type: none"> • Power Supply Cable (US plug) • For use with HPN4007 and PMPN4076 PSUs 	✓	✓	-





CABLES

MODEL NUMBER	DESCRIPTION	COMPATIBILITY			
		DM1000	DM2000	DM4000e	
NTN7374	 <ul style="list-style-type: none"> Power Supply Cable (EU plug) 	<ul style="list-style-type: none"> For use with HPN4007 and PMPN4076 PSUs 	✓	✓	-
NTN7375	 <ul style="list-style-type: none"> Power Supply Cable (UK plug) 	<ul style="list-style-type: none"> For use with HPN4007 and PMPN4076 PSUs 	✓	✓	-
NTN7373	 <ul style="list-style-type: none"> Power Supply Cable (US plug) 	<ul style="list-style-type: none"> For use with HPN4007 and PMPN4076 PSUs 	-	-	✓
NTN7374	 <ul style="list-style-type: none"> Power Supply Cable (EU plug) 	<ul style="list-style-type: none"> For use with HPN4007 and PMPN4076 PSUs 	-	-	✓
NTN7375	 <ul style="list-style-type: none"> Power Supply Cable (UK plug) 	<ul style="list-style-type: none"> For use with HPN4007 and PMPN4076 PSUs 	-	-	✓
PMKN4147	 <ul style="list-style-type: none"> Mobile programming cable 	<ul style="list-style-type: none"> Allows the radio to be programmed from the front of the radio for ease of programming 	✓	✓	-
HKN6184	 <ul style="list-style-type: none"> Mobile programming cable 	<ul style="list-style-type: none"> Allows the radio to be programmed from the front of the radio for ease of programming 	-	-	✓
PMKN4010	 <ul style="list-style-type: none"> Mobile programming cable 	<ul style="list-style-type: none"> Allows the radio to be programmed from the rear accessory connector 	-	-	✓
PMKN4173	 <ul style="list-style-type: none"> Handheld control head extension cable - 3m Can be used with the handheld control head (PMLN7131) 	<ul style="list-style-type: none"> Allows the radio to be positioned 3m away from the control head, providing maximum flexibility for the placement of the radio 	-	-	✓
PMKN4174	 <ul style="list-style-type: none"> Handheld control head extension cable - 5m Can be used with the handheld control head (PMLN7131) 	<ul style="list-style-type: none"> Allows the radio to be positioned 5m away from the control head, providing maximum flexibility for the placement of the radio 	-	-	✓
PMKN4143	 <ul style="list-style-type: none"> Remote mount cable - 3m For use with PMLN6404 remote mount kit 	<ul style="list-style-type: none"> Allows the radio body to be mounted up to 3m from the control head, providing maximum flexibility for the placement of the radio 	-	-	✓
PMKN4144	 <ul style="list-style-type: none"> Remote mount cable - 5m For use with PMLN6404 remote mount kit 	<ul style="list-style-type: none"> Allows the radio body to be mounted up to 5m from the control head, providing maximum flexibility for the placement of the radio 	-	-	✓



To learn more about MOTOTRBO, visit www.motorolasolutions.com/MOTOTRBO

Motorola Solutions Ltd. Nova South, 160 Victoria Street, London, SW1E 5LB, United Kingdom.

MOTOROLA, MOTO, MOTOROLA SOLUTIONS and the Stylized M Logo are trademarks or registered trademarks of Motorola Trademark Holdings, LLC and are used under license. All other trademarks are the property of their respective owners. © 2020 Motorola Solutions, Inc. All rights reserved. (09-20)